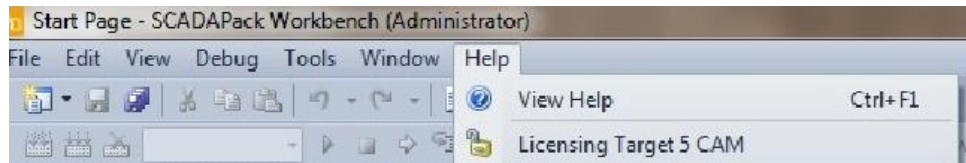
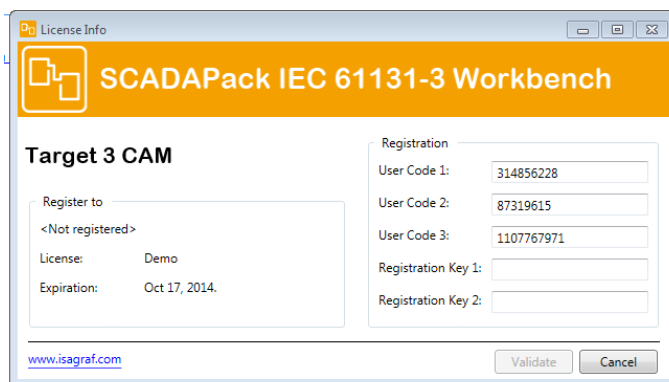


## Requesting Registration Keys for SCADAPack IEC 61131 Workbench (WB6)

Once the software has been installed go to Help → Licensing Target 3 CAM



The following will appear:



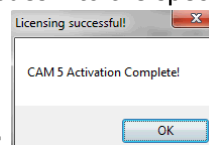
Copy and paste User Codes 1, 2 & 3 and send them along with the assigned serial number (i.e. Rxxxxx) via email to: [orderstrss@schneider-electric.com](mailto:orderstrss@schneider-electric.com)

***IMPORTANT NOTE: DO NOT*** close the Target 3 CAM licensing screen before receiving your registration codes from the TRSS Logistics & Order Management Team. By doing so, it will result in a change to user codes and user codes will need to be re-submitted.

Once the User Codes have been received by TRSS you will then receive Registration 1 & 2 from TRSS Logistics & Order Management Team.

Copy and paste the registration codes into the specified field Registration Key 1: and click Validate. The Registration Key 2:

following message should appear:



The licensing screen will populate with the expiration date (if any) of the license

## Target 5 CAM

License issued by \_\_\_\_\_

Schneider Electric

License: Engineering License

Expiration: This license is valid until 3/21/2014.